


PARTS MANUAL

RFXTM **STEPPER**



Proprietary Copyright Notice

This document is intended for the sole use of Aristocrat® Technologies, Inc. (ATI), its parents, affiliates and subsidiaries. This document may also be used by development partners of ATI who have an ATI approved and fully-executed Non-Disclosure Agreement (NDA). This document, in whole or in part, may be provided to gaming regulatory agencies or attorneys as an evaluation and/or information tool.

Functional specifications are not to be distributed, in whole or in part, to ATI customers or potential customers without prior written approval from ATI Legal.

The information contained in this document is proprietary, confidential, and protected by copyright and the license agreement. The material contained herein constitutes in whole or in part trade secrets of ATI, and must remain confidential. No part of it may be copied, reproduced or disseminated by anyone, in any form or by any means, in any media, except in accordance with the license agreement. ATI reserves all rights in the materials or other work described in these documents. Any violation of these prohibitions may result in revocation or other limitation of the license agreement, or legal prosecution, as appropriate.

While all responsible efforts have been made to ensure the accuracy of the information contained in this document, ATI assumes no responsibility and disclaims all liability for any errors or omissions that may be contained herein. As design changes are made in the software, firmware, hardware, interfaces, and communication protocols used, parts of this document may become obsolete until a subsequent revision to this document is released by ATI Engineering.

The trademarks of ATI, its parents, affiliates and subsidiaries (Aristocrat) may be used publicly with permission only from Aristocrat. Fair use of Aristocrat's trademarks in advertising and promotion of Aristocrat's products requires proper acknowledgement. Further, other names and brands may be claimed as the property of others. For the most recent listing, please request ATI document number 22-00104: Aristocrat® Technologies, Inc. Approved Trademarks List. Any questions or concerns should be forwarded to ATI Legal.

Copyright © 2009 Aristocrat Technologies, Inc. All rights reserved.

Trademark

All brand names and product names used in this document are trademarks, registered trademarks, or trade names of the respective holders.

Additional Information

The following documents contain additional information on the EGM referenced within this manual.

Document Name	Document Number
RFX Stepper™ Operator Manual	28-01539
RFX Stepper™ Service Manual	28-01542

Table of Contents

Main Cabinet Components.....	4
Main Cabinet Components - Communications.....	7
Main Cabinet Components - Bill Acceptors.....	10
Main Cabinet Components - Sound System.....	12
Main Cabinet Components - Mechanical Meters.....	13
Main Cabinet Components - Logic Cage.....	13
Top Door.....	14
Cables and Harnesses - General Parts.....	24
Miscellaneous Parts.....	27




Parts Department

National Service Support Center
 (800) 482-3723, Option 4
 Hours: Monday through Friday
 5:00 a.m. to 4:30 p.m. (Pacific Time)




Main Cabinet Components

Part #	Name	Physical
578716__106	VIRIDIAN RFX Cabinet Parts Kit	
06-20092	Skynet 600W Power Supply Unit	
590098	Cam Kit	
590228	Main Cabinet Vent Baffle and Tape Assembly	



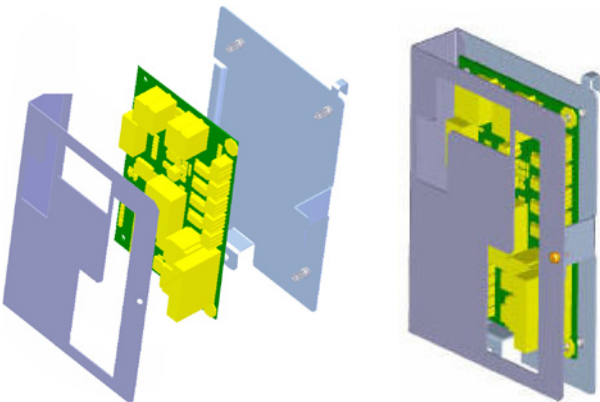
Main Cabinet Components

Part #	Name	Physical
589521__06	Cabinet Cover Wing - RIGHT	
589522__06	Cabinet Cover Wing - LEFT	
562641__06	Mid Trim Panel Lock Blank	


Main Cabinet Components

Part #	Name	Physical
589527	Jackpot Audit Key Switch Assembly	 A black rectangular assembly with two circular buttons labeled 'METER AUDIT' and 'JACKPOT RESET'. Two keys are shown: a black key for the audit switch and a gold key for the reset switch. Wires and connectors are attached to the top.
578681_2	Key Switch Kit	 A single silver-colored cylindrical key switch component.
07-41490	Main LCD Controller Assembly	 A blue plastic housing with a green printed circuit board (PCB) inside. The PCB has various electronic components and connectors.


Main Cabinet Components - Communications

Part #	Name	Physical
07-41450	Fiber Optic Assembly	
432412	5V DC Fiber Optic Power Supply	
07-41451	Progressive Comms Assembly	




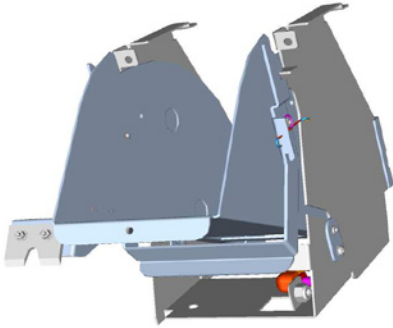
Main Cabinet Components - Communications

Part #	Name	Physical
07-40570	Serial Protocol Converter 2 (SPC2) Kit	

Main Cabinet Components - Printers

Part #	Name	Physical
442094_75	Ithaca 950 Thermal Ticket Printer	

Main Cabinet Components - Printers

442086__75	Seiko GEN2 Thermal Ticket Printer	
04-41149	Ithaca 950 Printer Bezel Kit	
04-41150	Seiko GEN2 Printer Bezel Kit	
04-15070	Printer Bracket Assembly	

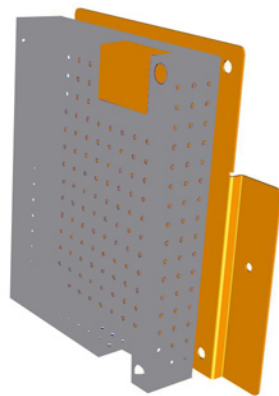


Main Cabinet Components - Bill Acceptors

Part #	Name	Physical
07-40575	JCM UBA 10 Bill Acceptor Assembly	
07-40577	JCM UBA 11 Bill Acceptor Assembly	
04-41147	UBA Bill Acceptor Batwing Bezel	
04-41148	UBA Bill Acceptor Sentry Smart Bezel	

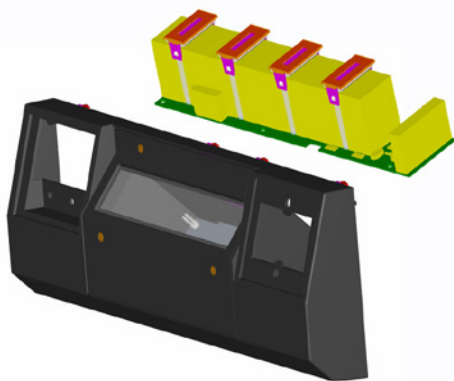
Main Cabinet Components - Bill Acceptors

Part #	Name	Physical
07-40459	MEI Cashflow Bill Acceptor Assembly	
442008_66	MEI Cashflow Bill Acceptor Bezel	
04-15043	Bill Acceptor Cash Cage (BACC) w/ Door	
589534	BACC Door Spring	



Main Cabinet Components - Sound System

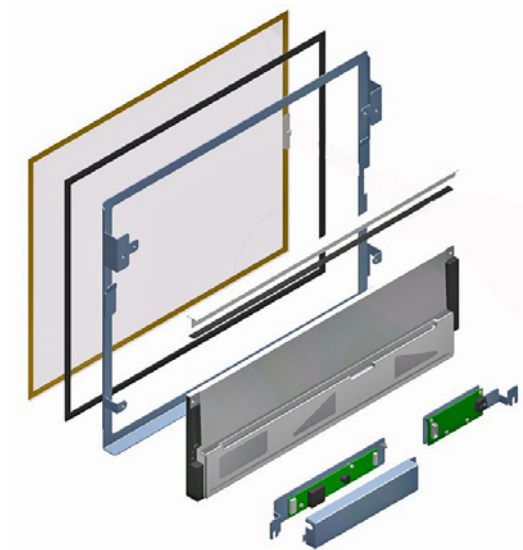


Part #	Name	Physical
432374	80W Amplifier	
432377	50W Woofer	
579055	Speaker and Housing Assembly	


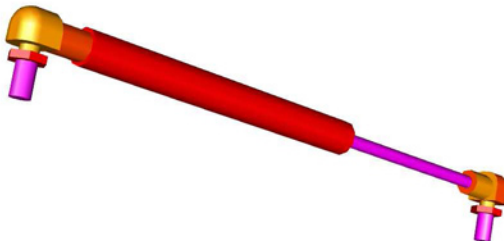
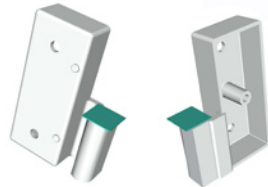

Main Cabinet Components - Mechanical Meters


Part #	Name	Physical
589504_206	Mechanical Meter Assembly	

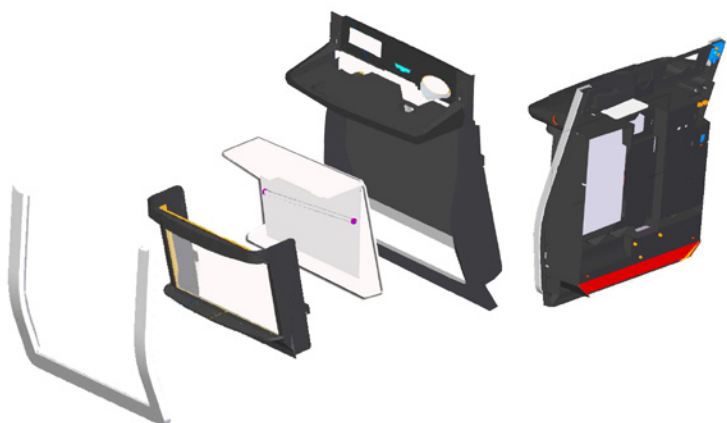

Main Cabinet Components - Logic Cage

Part #	Name	Physical
578713	Logic Cage Fan	
03-70297	Logic Cage Door Retaining Spring	





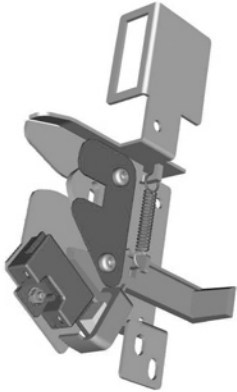
Top Door		
Part #	Name	Physical
07-41466	Main LCD Assembly	
589804__06 589804__56	Main LCD Mask Black Brown	
589815__01 589815__82 589983__01 589983__82	RIGHT Top Door LCD Side Trim Chrome Gold LEFT Top Door LCD Side Trim Chrome Gold	

Top Door		
Part #	Name	Physical
01-80239	Reel Lighting LED Bar	
589767	Lower Top Door Gas Spring	
589593	Female Door Hinge	
589594	Male Door Hinge	

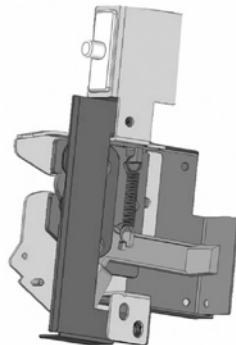


Top Door		
Part #	Name	Physical
589596	Top Door Latch Cord	

Bottom Door - General Parts		
Part #	Name	Physical
07-41456-0601	Bottom Door Assembly	
589710__20601 589710__25682	Bottom Door Cash Handling Console Black TI Gold and Brown	



Bottom Door - General Parts

Part #	Name	Physical
589770__01 589770__82	Bottom Door Trim Chrome Gold	
589762	Bottom Door Piano Hinge	
589856	Fluid Damper	
568755	Roller Door Latch	
589724	Bottom Door Latch Assembly	

Bottom Door - General Parts

Part #	Name	Physical
591979	Bottom Door Latch	
589684	Bottom Door Latch Bracket	
589785	Quarter Turn Receptacle	

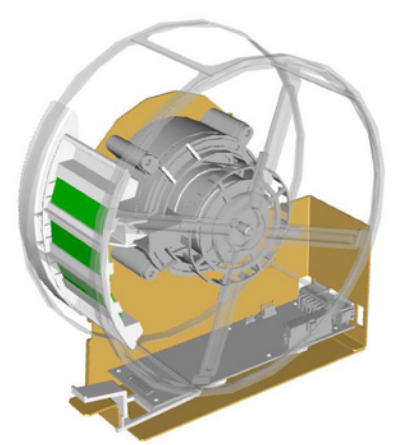
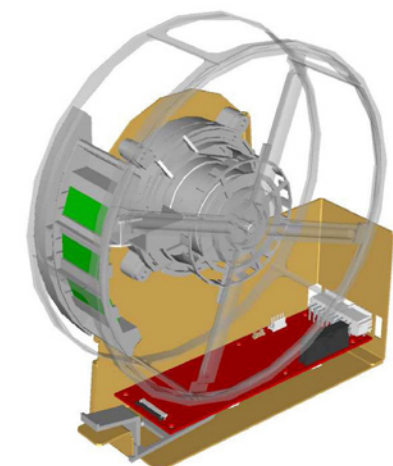

Bottom Door - Mid Trim Button Panel

Part #	Name	Physical
578657__101	6-Button Mid Trim Panel	
589738__01	Chrome Mid Trim Infill	

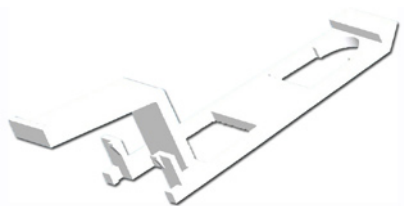


Bottom Door - Mid Trim Button Panel

Part #	Name	Physical
589891	12V LED, Trilobe Button Assembly	



Mechanical Reels/SpinFX

Part #	Name	Physical
07-41439 07-41493	3-Reel Assembly (90mm Reel) Reel No. 1 (with Light Shield. Not visible) Reel No. 2 and 3 (No Light Shield)	
07-41492 07-41438	5-Reel Assembly (66mm Reel) Reel No. 1 (with Light Shield. Not visible) Reels 2 - 5 (No Light Shield)	
03-41073	Reel Shelf Cheerio Standoffs	





Mechanical Reels/SpinFX

Part #	Name	Physical
04-12333	Reel Assembly Locking Latch	
04-10345	Spin FX Lock Box Cover	
03-70300	Plastic Reel Strip Rivet	




Printed Circuit Boards (PCBs)

Part #	Name	Physical
06-20097	LCD Controller Board	
US1007	Serial Protocol Converter 2 (SPC2) Board	





Printed Circuit Boards (PCBs)

Part #	Name	Physical
07-10262	SpinFX Board	
07-10264	Reel Mech Docking Board	
07-10270	Touch Screen Controller Board	
578659	GEN7 Carrier Assembly	


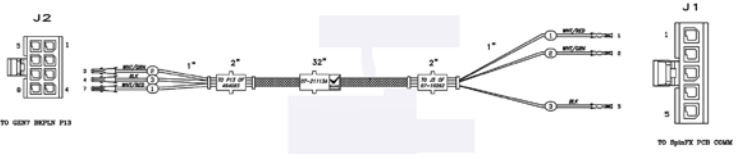
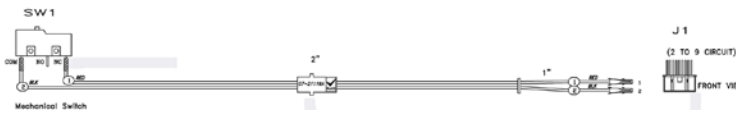
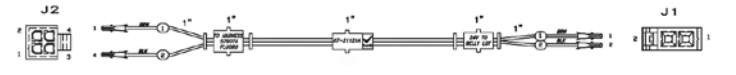


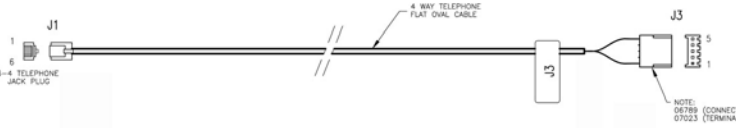
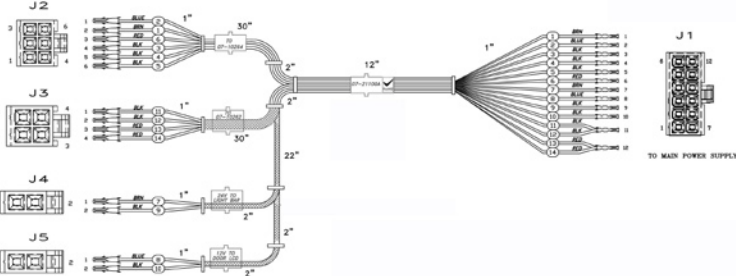
Printed Circuit Boards (PCBs)

Part #	Name	Physical
432660	DVI and Graphics Board Assembly	
494077	GEN7 Carrier Board	
494083	GEN7 Backplane Board	

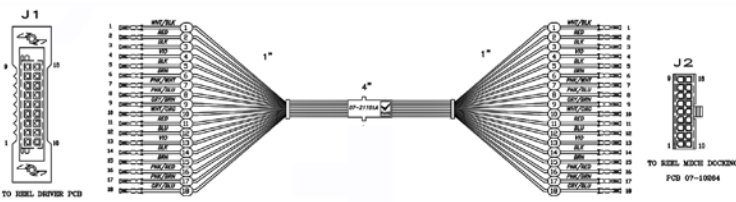

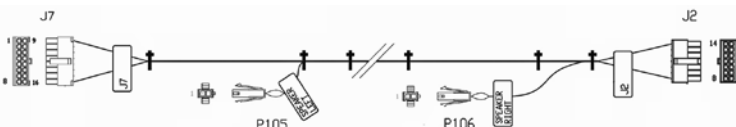
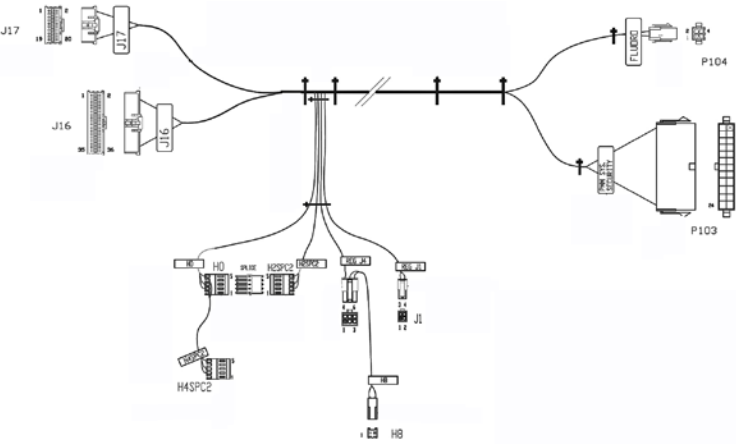
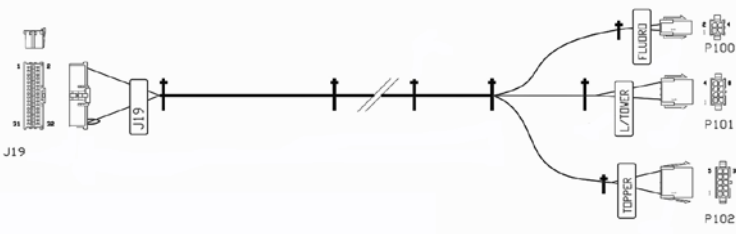
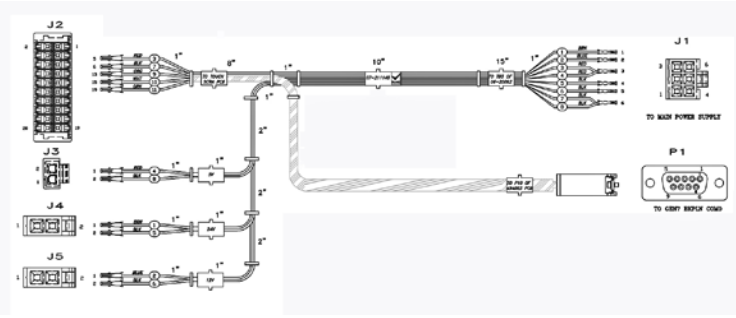
Printed Circuit Boards (PCBs)

Part #	Name	Physical
494111	Progressive Comms Interface Board	
432394	512MB Comms Express Module	
589739	Snap-in Card Guide	
589658	Card Ejector	

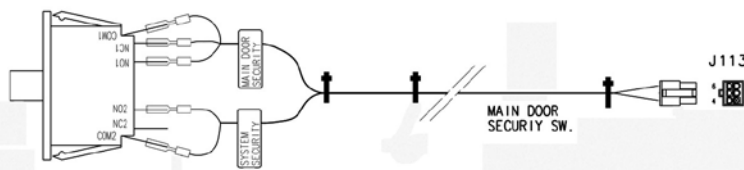
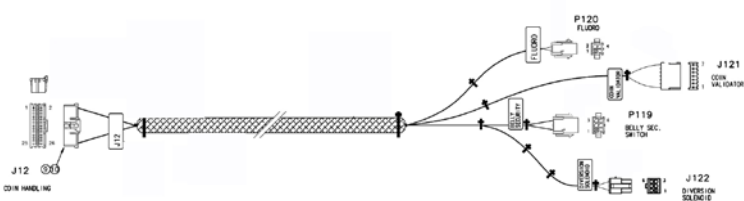
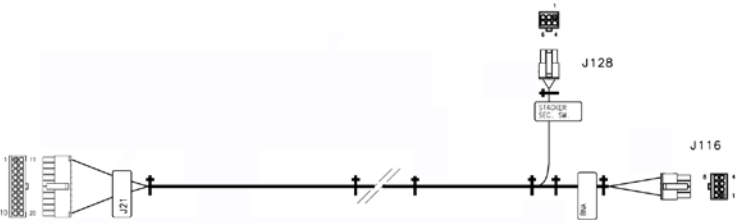
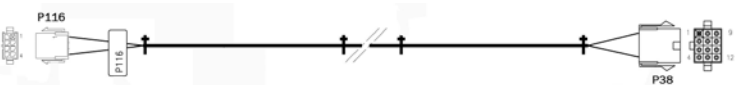
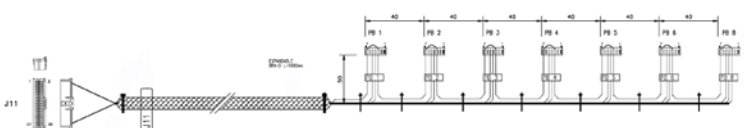
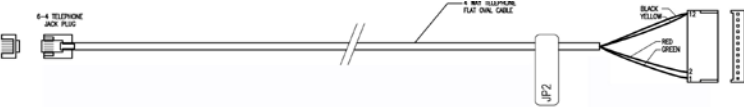
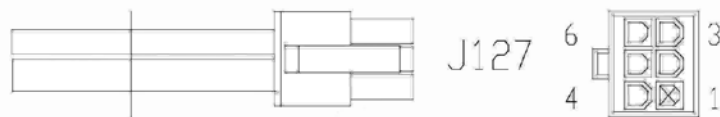
Cables and Harnesses - General Parts

Part #	Name	Physical
579209	GEN7 Meter Cable	
07-21113	SpinFX Serial Comms Harness	
07-21119	Security Switch Harness	
07-21121	LED Harness	
07-21094	GEN7 Progressive Game to Trunk Harness	
07-21099	Canbus Cable	
573860	SPC2 to Fiber Optics Comms Harness	
07-21100	SpinFX & RMDB Power Harness	

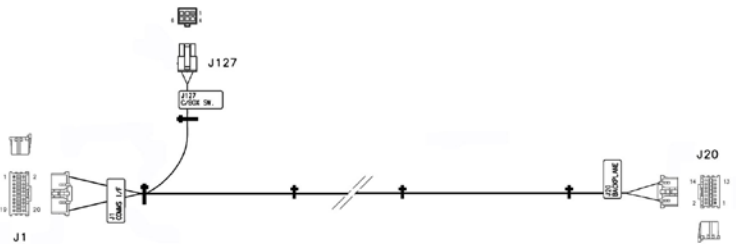
Cables and Harnesses - General Parts

Part #	Name	Physical
07-21101	IRDB to RMDB Harness	
07-21107	Woofer Harness	
07-21108	GEN7 Amplifier Harness	
07-21109	GEN7 PMM Security Harness	
07-21110	Top Box Harness	
07-21114	LCD Power Harness	



Cables and Harnesses - General Parts

Part #	Name	Physical
579049	GEN7 Main Door Switch Cable	
579074	GEN7 Coin Chute Harness	
579077	GEN7 BNA Harness	
579087	GEN7 UBA Bill Acceptor Harness	Drawing/Image Not Available
579123	MEI Bill Acceptor Harness	
579082	Button Harness	
579114	GEN7 Fiber Optics Serial Comms Harness	
L41467	Drop Door Jumper	

Cables and Harnesses - General Parts

Part #	Name	Physical
579119	GEN7 Comms Interface Cable	

Miscellaneous Parts

Part #	Name	Physical
589907101	Tower Light Assembly	
589939_XX	Tower Light Colored Insert	

MOST JURISDICTIONS

COLOR / PART #	DENOMINATION
589939_01	\$.01, \$.02, \$.05, multi-denom
589939_11	\$.10
589939_02	\$.25
589939_06	\$.50
589939_04	\$1.00

NEW JERSEY Division of Gaming Enforcement (DGE)

COLOR / PART #	DENOMINATION
589939_10	\$.01
589939_01	\$.02, \$.05
589939_11	\$.10
589939_02	\$.25
589939_06	\$.50
589939_04	\$1.00
589939_08	\$2.00
Color = Lowest denom	Multi-denom

ONTARIO Alcohol/Gaming Commission of Ontario (AGCO)

COLOR / PART #	DENOMINATION
589939_12	\$.01
589939_03	\$.02
589939_08	\$.05
589939_11	\$.10
589939_02	\$.25
589939_06	\$.50
589939_04	\$1.00
589939_10	\$2.00
589939_01	\$5.00
589939_13	\$10.00
589939_05	\$20.00
589939_07	\$100.00
Color = Lowest denom	Multi-denom



Aristocrat Technologies, Inc.
7230 Amigo Street
Las Vegas, Nevada 89119
(702)270-1000
(800) 748-4156
www.aristocratgaming.com