



US-0320 Reel Slot Operator Menu

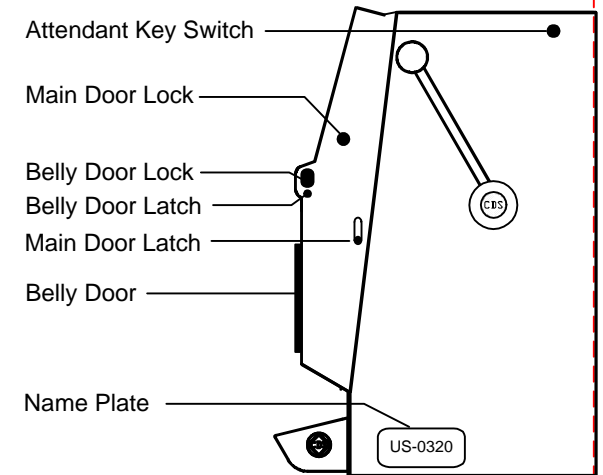
Pocket Reference

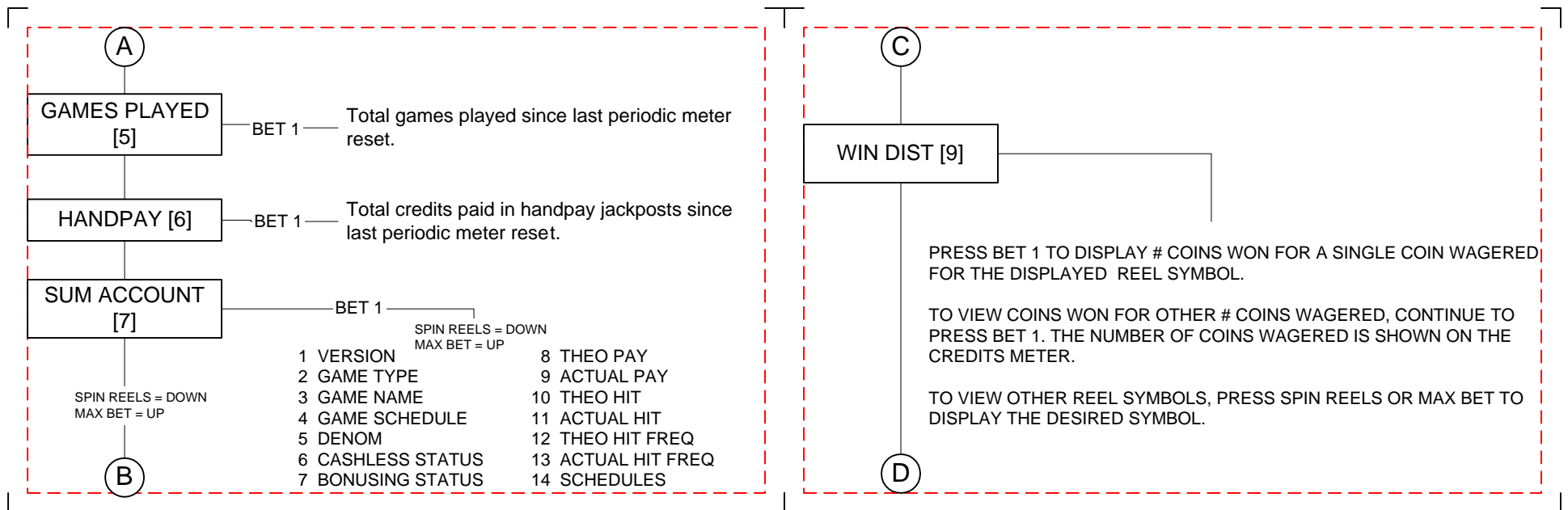
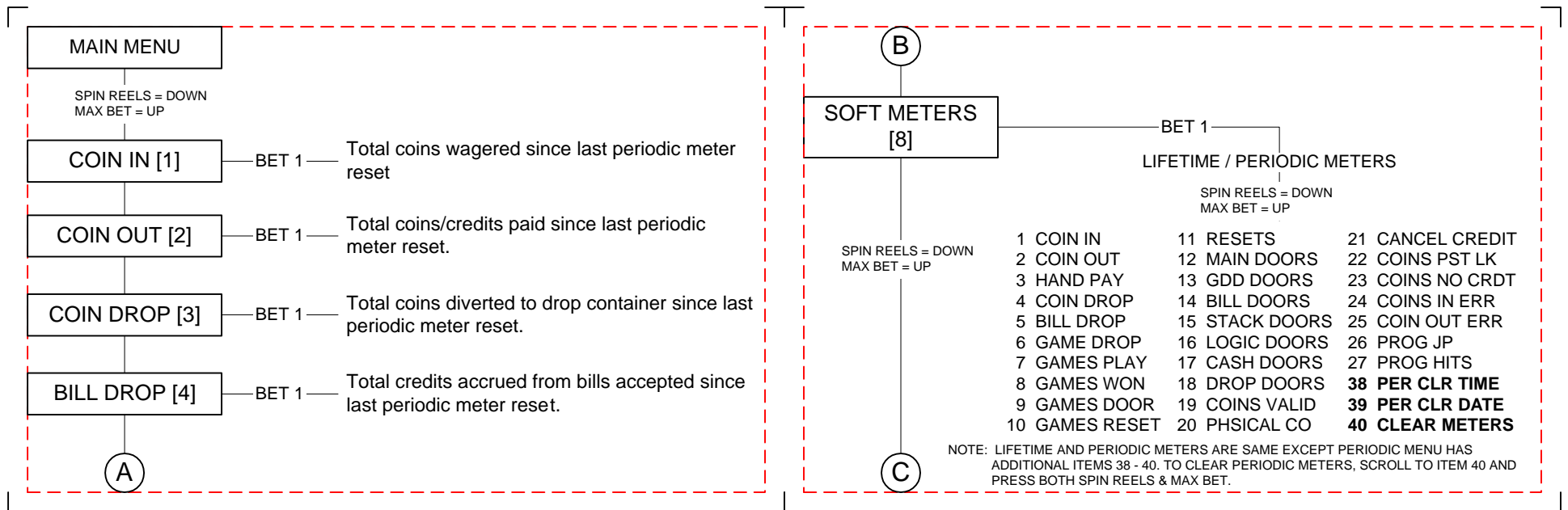
Provided by Aristocrat Field Services

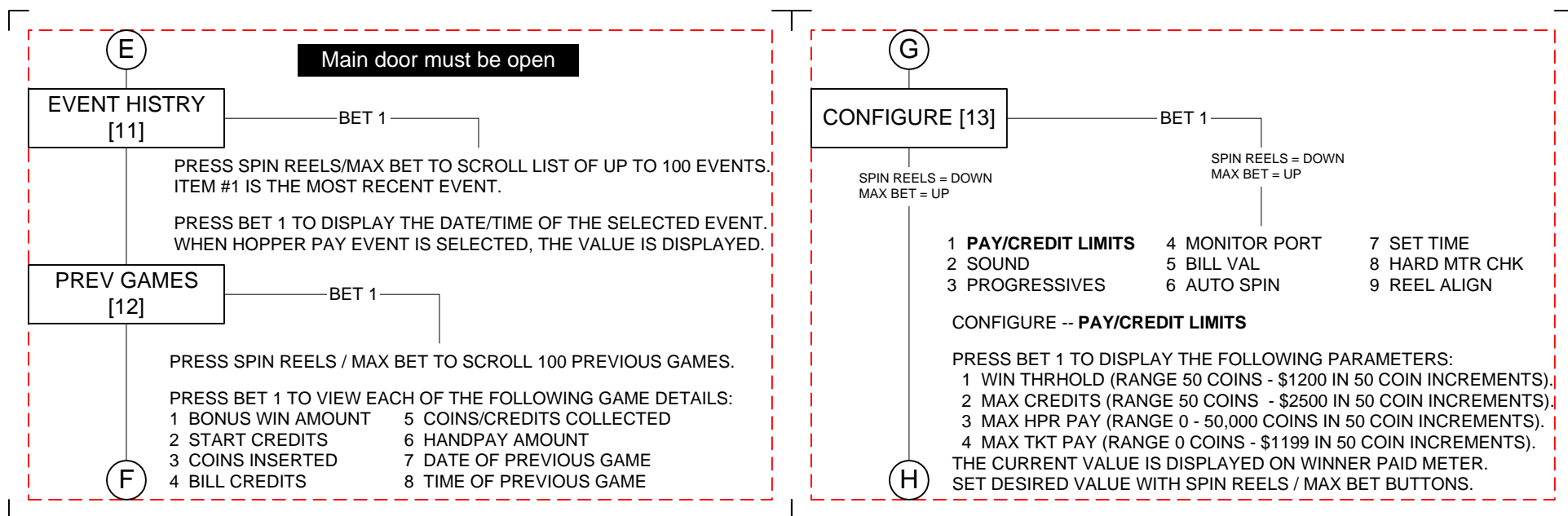
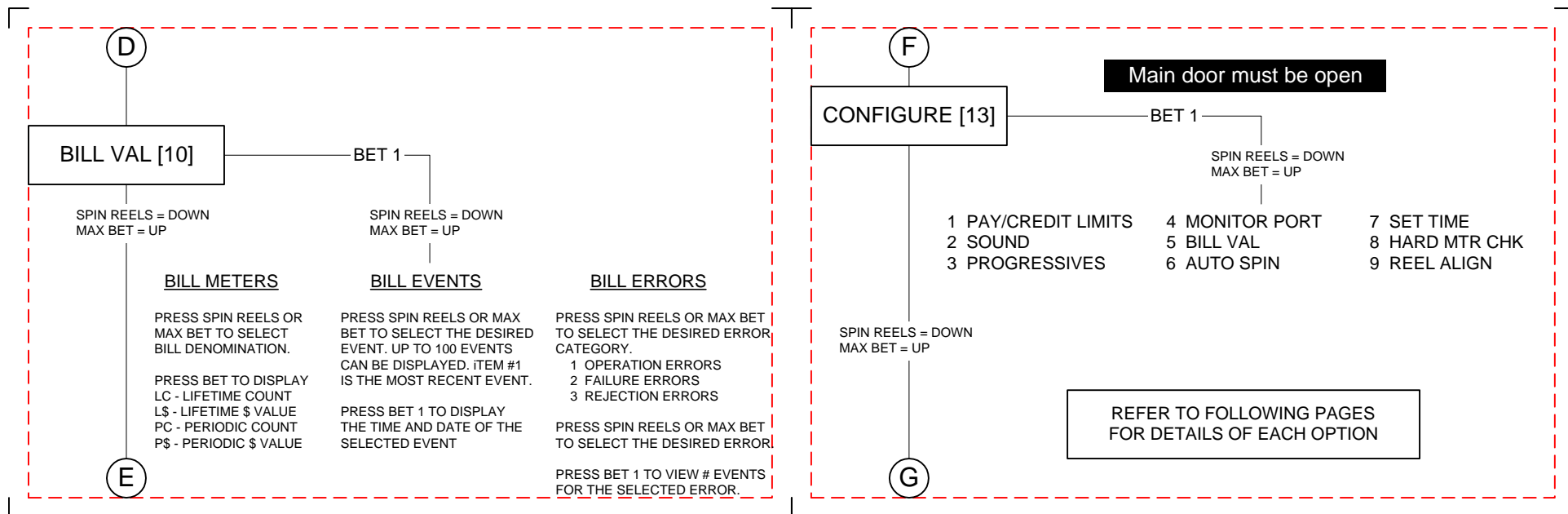
28-00282-Preliminary

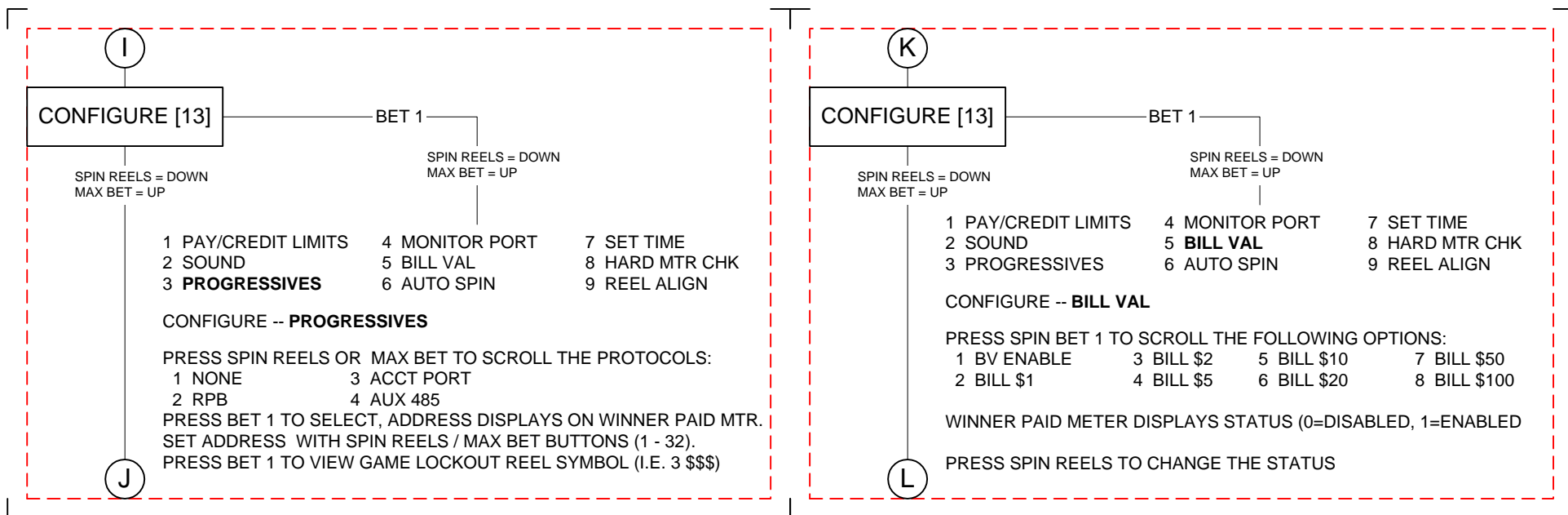
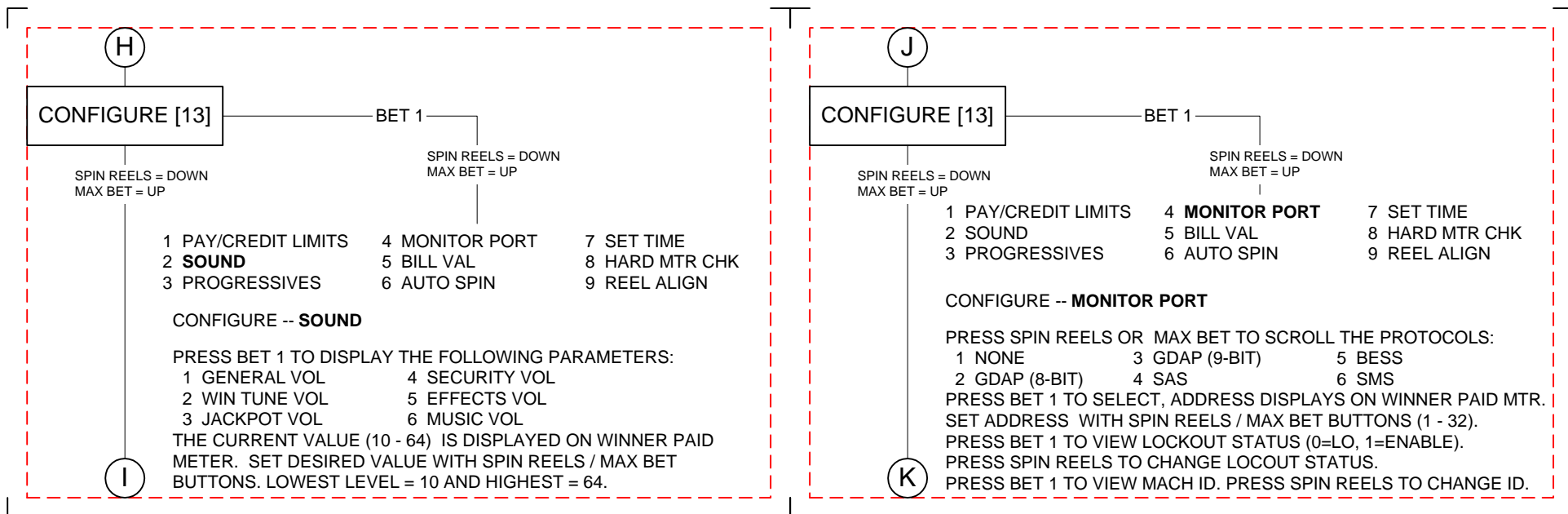
To access Main menu, turn attendant keyswitch counter-clockwise.

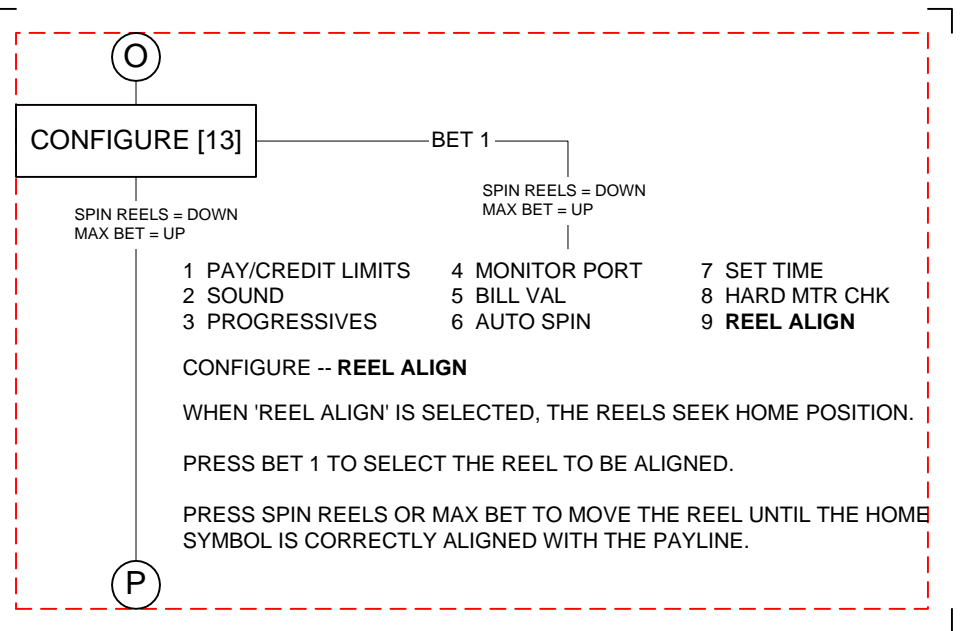
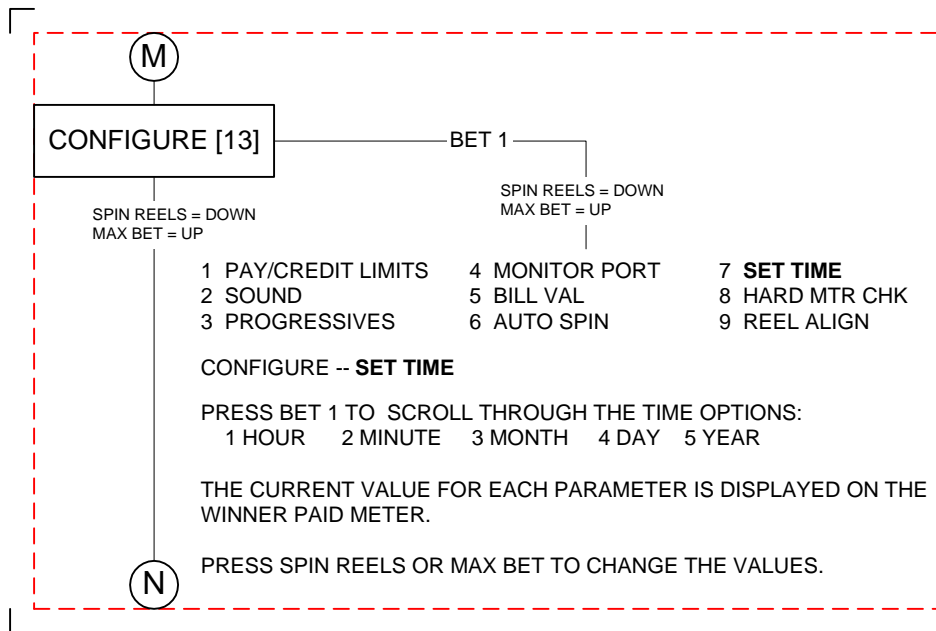
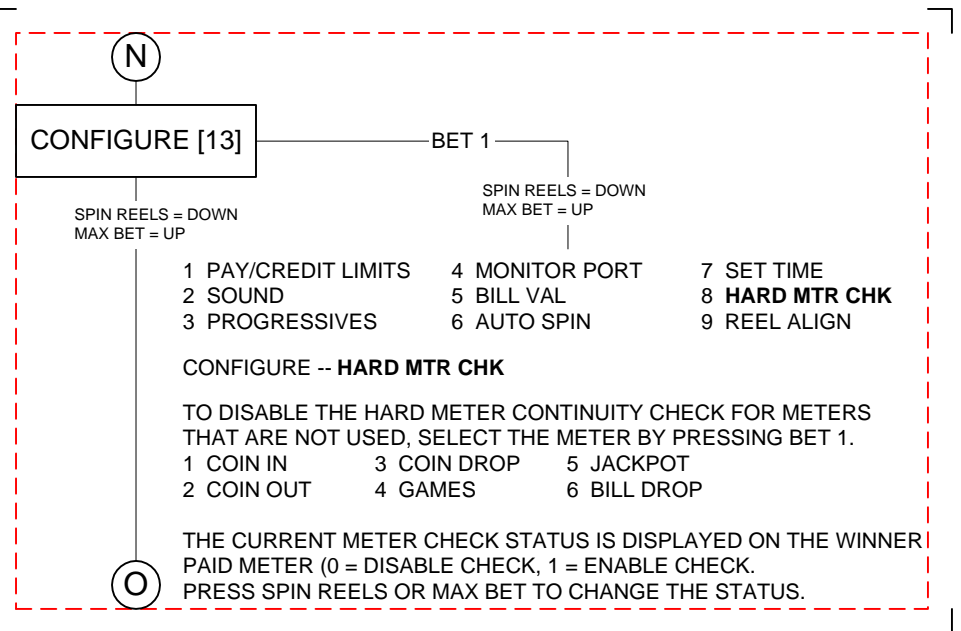
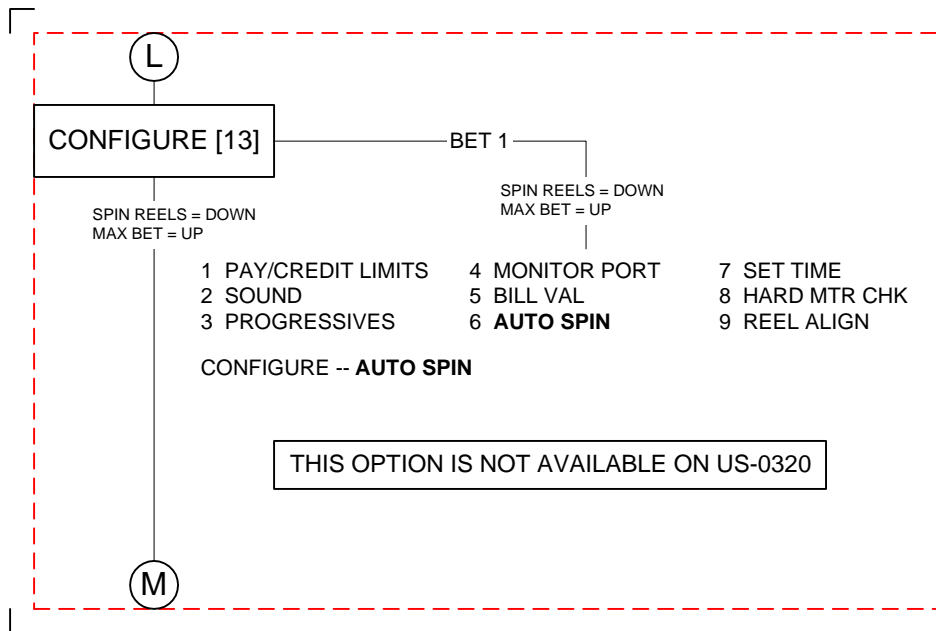
Menu items shown in brackets [] are displayed on the **Credits In** meter.

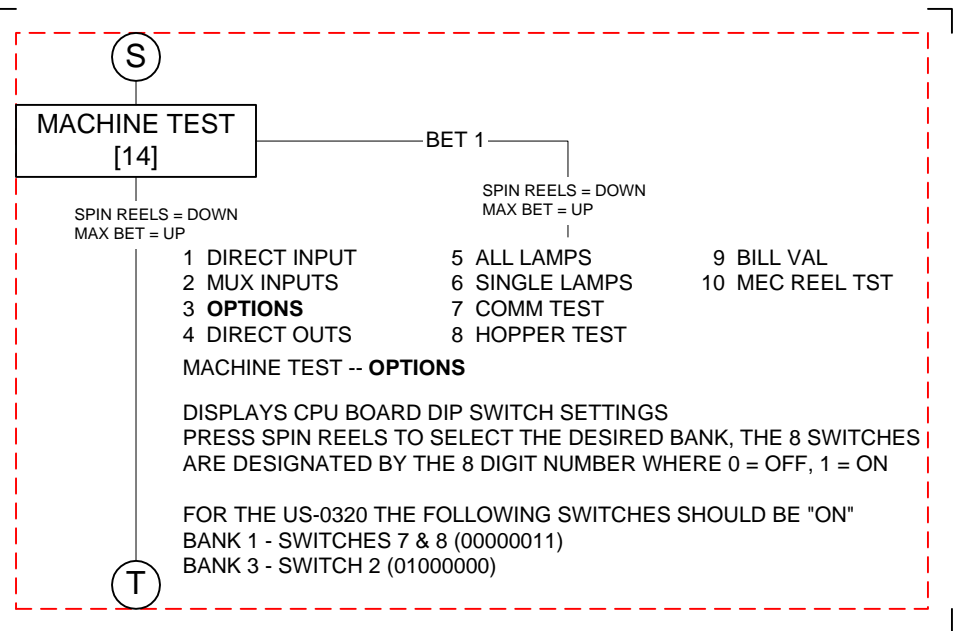
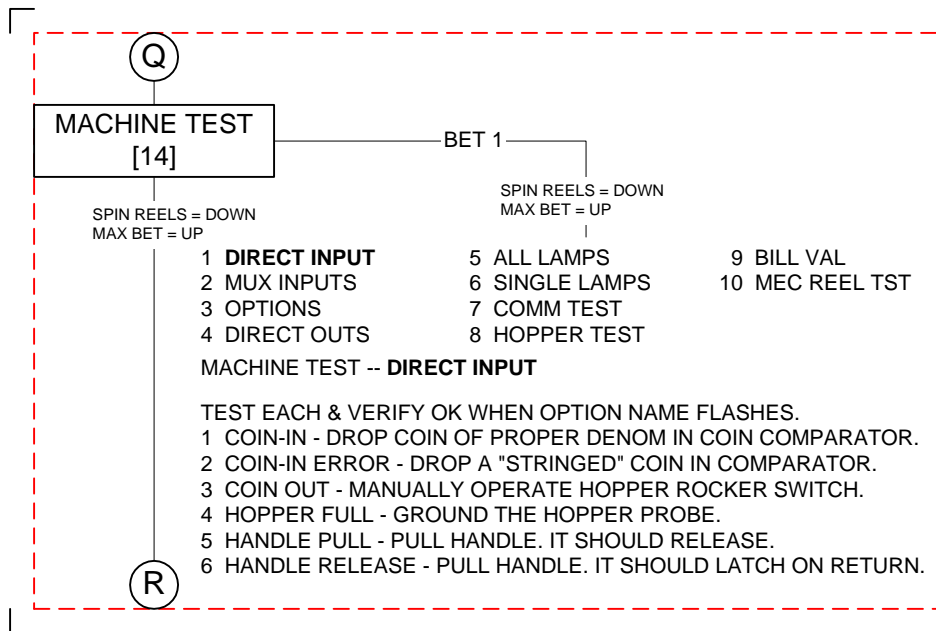
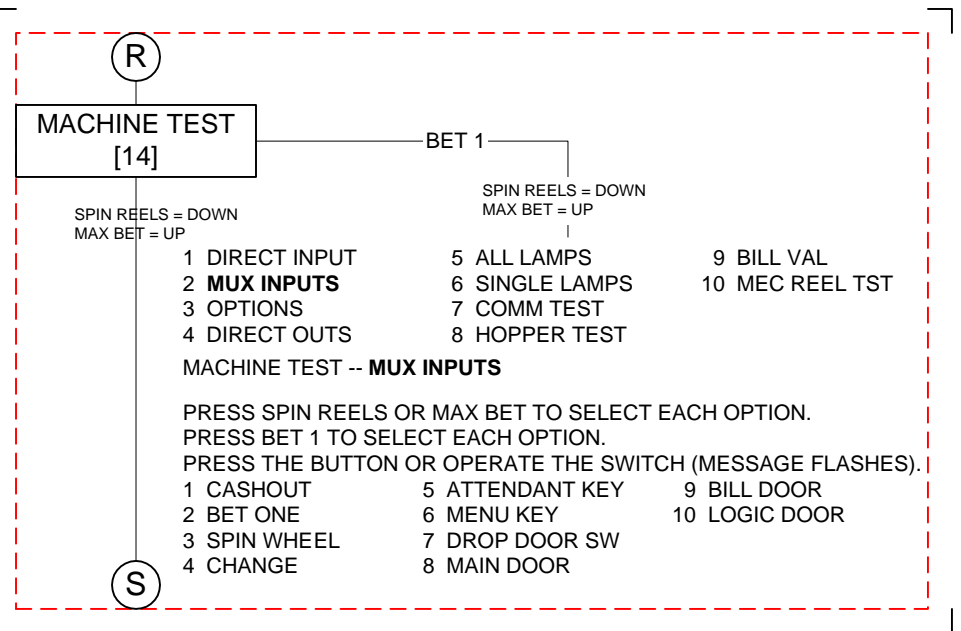
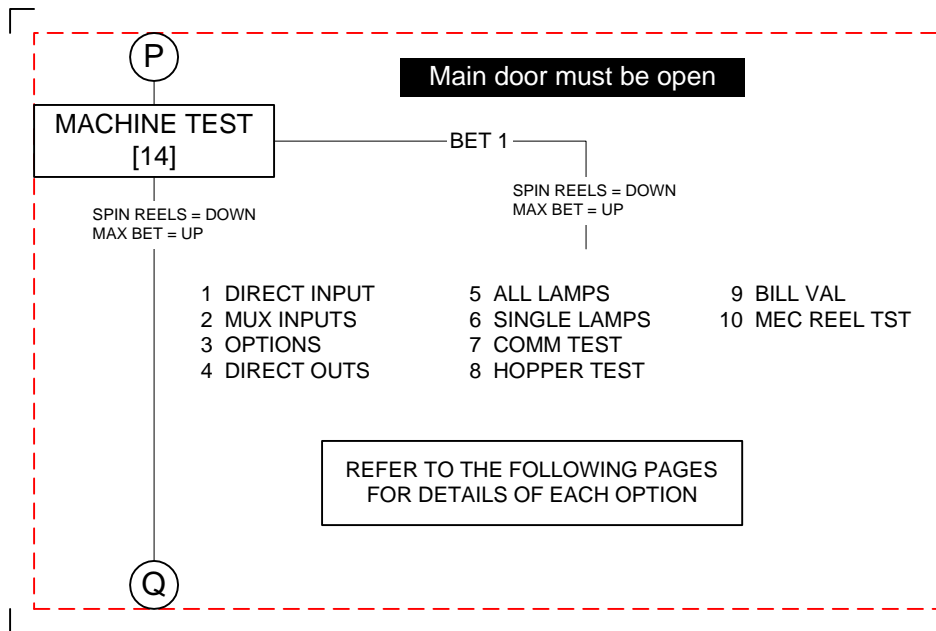












T

MACHINE TEST [14]

SPIN REELS = DOWN
MAX BET = UP

BET 1

SPIN REELS = DOWN
MAX BET = UP

- | | | |
|----------------------|----------------|-----------------|
| 1 DIRECT INPUT | 5 ALL LAMPS | 9 BILL VAL |
| 2 MUX INPUTS | 6 SINGLE LAMPS | 10 MEC REEL TST |
| 3 OPTIONS | 7 COMM TEST | |
| 4 DIRECT OUTS | 8 HOPPER TEST | |

MACHINE TEST -- **DIRECT OUTS**

PRESS SPIN REELS OR MAX BET TO SCROLL THE FOLLOWING:

- | | | |
|-----------------|-----------------|----------------|
| 1 COIN MECH EN | 4 COIN IN MTR | 7 GAME PL MTR |
| 2 HANDLE MECH | 5 COIN OUT MTR | 8 JACKPOT MTR |
| 3 COIN DIVERTER | 6 COIN DROP MTR | 9 BILLS IN MTR |
- PRESS BET 1 TO SELECT THE DESIRED TEST.

REFER TO THE FOLLOWING PAGES FOR DESCRIPTION OF EACH TEST.

U

V

MACHINE TEST [14]

SPIN REELS = DOWN
MAX BET = UP

MACHINE TEST DIRECT OUTS -- **COIN DIVERTER**

NOTE THE POSITION OF THE DIVERTER CHUTE.
IF IT IS DIRECTING COINS TO HOPPER PRESS
BET 1. DIVERTER SHOULD REVERT TO DROP.

IF DIVERTER IS DIRECTING COINS TO DROP,
MOVE CHUTE TO HOPPER POSITION. PRESS BET
1. DIVERTER SHOULD REVERT TO DROP.

W

U

MACHINE TEST [14]

SPIN REELS = DOWN
MAX BET = UP

MACHINE TEST DIRECT OUTS -- **COIN MECH EN**

WHILE OBSERVING THE GREEN LED ON COIN
COMPARATOR, PRESS BET 1 SEVERAL TIMES.
THE LED SHOULD FLASH ON/OFF.

MACHINE TEST DIRECT OUTS -- **HANDLE MECH**

PRESS BET 1 AND PULL GAME HANDLE. THE
HANDLE SHOULD MOVE FREELY. RELEASE
THE HANDLE AND VERIFY THAT IT LATCHES.

V

W

MACHINE TEST [14]

SPIN REELS = DOWN
MAX BET = UP

MACHINE TEST DIRECT OUTS -- **VARIOUS METERS**

TEST THE FOLLOWING METERS AS FOLLOWS:
(NOTE: SOME METERS ARE OPTIONAL)

- | | |
|-----------------|----------------|
| 1 COIN IN MTR | 4 GAME PL MTR |
| 2 COIN OUT MTR | 5 JACKPOT MTR |
| 3 COIN DROP MTR | 6 BILLS IN MTR |

OBSERVE THE APPROPRIATE HARD METER.
PRESS BET 1. METER SHOULD INCREMENT 1/2
DIGIT. PRESS BET 1 AGAIN. METER SHOULD
INCREMENT ANOTHER 1/2 DIGIT.

X

(X)

MACHINE TEST [14]

BET 1

SPIN REELS = DOWN
MAX BET = UP

SPIN REELS = DOWN
MAX BET = UP

- 1 DIRECT INPUT
- 2 MUX INPUTS
- 3 OPTIONS
- 4 DIRECT OUTS

- 5 **ALL LAMPS**
- 6 **SINGLE LAMPS**
- 7 COMM TEST
- 8 HOPPER TEST

- 9 BILL VAL
- 10 MEC REEL TST

MACHINE TEST -- **ALL LAMPS**

PRESS BET 1. VERIFY THAT ALL GAME LAMPS ARE ILLUMINATED.

MACHINE TEST -- **SINGLE LAMPS**

TO TEST EACH LAMP MANUALLY, PRESS SPIN BET OR MAX BET TO CYCLE EACH LAMP. VERIFY THAT EACH LAMP ILLUMINATES.

OR
TO LET EACH LAMP SEQUENCE AUTOMATICALLY PRESS BET 1.

(Y)

(Z)

MACHINE TEST [14]

BET 1

SPIN REELS = DOWN
MAX BET = UP

SPIN REELS = DOWN
MAX BET = UP

- 1 DIRECT INPUT
- 2 MUX INPUTS
- 3 OPTIONS
- 4 DIRECT OUTS

- 5 **ALL LAMPS**
- 6 **SINGLE LAMPS**
- 7 COMM TEST
- 8 **HOPPER TEST**

- 9 BILL VAL
- 10 MEC REEL TST

MACHINE TEST -- **HOPPER TEST**

PRESS BET 1 TWICE. TEN COINS SHOULD BE EJECTED FROM THE HOPPER (SEE CREDITS METER). THE WINNER PAID METER DISPLAYS THE AVERAGE COIN OUT PULSE DURATION (MILLISECONDS) AND THE CREDITS METER DISPLAYS THE LAST COIN OUT PULSE DURATION. THE AVG PULSE DURATION MUST BE BETWEEN 30 AND 50 MILLISECONDS. IF NOT, ADJUST HOPPER SWITCH AND REPEAT THE TEST UNTIL THIS REQUIREMENT IS MET.

(1)

(Y)

MACHINE TEST [14]

BET 1

SPIN REELS = DOWN
MAX BET = UP

SPIN REELS = DOWN
MAX BET = UP

- 1 DIRECT INPUT
- 2 MUX INPUTS
- 3 OPTIONS
- 4 DIRECT OUTS

- 5 **ALL LAMPS**
- 6 **SINGLE LAMPS**
- 7 **COMM TEST**
- 8 HOPPER TEST

- 9 BILL VAL
- 10 MEC REEL TST

MACHINE TEST -- **COMM TEST**

PRESS SPIN REELS OR MAX BET TO SCROLL COMM TEST OPTIONS.

- 1 ACCNT (GAME INTERFACE)
- 2 BILL VAL
- 3 PROG (PROGRESSIVE INFC)
- 4 CLEAR ERRORS

PRESS BET 1 TO SELECT THE DESIRED OPTION. PRESS SPIN REELS OR MAX BET TO DISPLAY COMM PARAMETERS AS FOLLOWS:

- 1 GOOD MSGS (%)
 - 2 TOT GOOD MSG
 - 3 TOT BAD MSG
 - 4 NO RESP ERRS
 - 5 BAD PACKETS
 - 6/7 CRC/SEQUENCE ERRS
- TO CLEAR THE METERS, SELECT CLEAR ERRORS & PRESS BET 1.

(Z)

(1)

MACHINE TEST [14]

BET 1

SPIN REELS = DOWN
MAX BET = UP

SPIN REELS = DOWN
MAX BET = UP

- 1 DIRECT INPUT
- 2 MUX INPUTS
- 3 OPTIONS
- 4 DIRECT OUTS

- 5 **ALL LAMPS**
- 6 **SINGLE LAMPS**
- 7 COMM TEST
- 8 HOPPER TEST

- 9 **BILL VAL**
- 10 MEC REEL TST

MACHINE TEST -- **BILL VAL**

IF THE BILL VALIDATOR HAS BEEN ENABLED (SEE CONFIGURATION), THE MESSAGE "IDLE" IS SHOWN ON ALPHANUMERIC DISPLAY. IF IT IS NOT ENABLED, "OFF-LINE" IS DISPLAYED.

INSERT BILLS OF VARIOUS DENOMINATIONS INTO THE VALIDATOR. GOOD BILLS ARE DRAWN IN AND "ESCROW" IS DISPLAYED BRIEFLY. BAD BILLS ARE REJECTED AND THE REASON IS DISPLAYED.

(2)

